


ClearFLO™



Reverse Osmosis System

ELEMENT



Ele-1600 Shown

Powder Coated Steel Frame + Fiberglass Reinforced Housings:

Provides protection from rust and keeps unit looking new.

In-line Pre-Treatment:

5-Micron Carbon Filter to remove chlorine, THM's, taste, and odors

Efficient Membranes:

High flow, Low energy membranes.

Optional Digital Display:

Pre-programmed for site specific conditions. Displays system status, and runtime with optional TDS (total dissolved solids) and temperature display.

Four Sizes Available:

800, 1600, 2400, and 4800 gpd systems available.

Panel Mounted Gauges:

Easy to locate Pressure Gauges (inlet/pump), Flow Meters (concentrate and permeate), electronic control, and concentrate valve.

Safety Shut Off:

System shuts down in low feed water pressure situations to prevent pump damage.

Automatic System restart:

In case of power failure, the system will automatically restart.

Optional Automatic Membrane Flush:

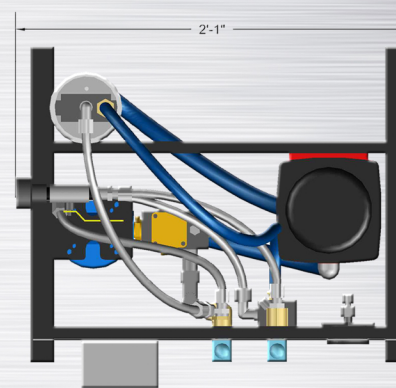
Programmable flush increases lifespan and efficiency of system.

**Standard Manual Flush Valve included.*

Model	Production (gpd)	Recovery	Supply Flow (Feed Water) (gpm/lpm)	Permeate Flow (Product) (gpm/lpm)	Concentrate Flow (Reject) (gpm/lpm)	Pump HP	Membrane Qty	Inlet (FPT)	Permeate Outlet (MPT)	Concentrate Outlet (MPT)	Width	Depth	Height
ELE-800	800	60%	1.1 / 4.2	0.55 / 2.1	0.55 / 2.1	1/2	1	1"	1/2"	1/2"	25"	22"	52.5"
ELE-1600	1,600	60%	2.2 / 8.4	1.1 / 4.2	1.1 / 4.2	1/2	2						
ELE-2400	2,400	60%	2.1 / 7.9	1.3 / 4.7	0.9 / 3.2	1/2	1	1"	1/2"	1/2"			
ELE-4800	4,800	60%	2.8 / 10.7	1.7 / 6.4	1.1 / 4.2	3/4	2						



Additional Options:

- Dual Screens & Second TDS Probe
- Delivery/Repressurization Systems
- Solenoid/Manifold Assemblies
- Antiscalant Injection Systems
- Product and Feed Water Sample Ports,
- Much more equipment to increase the life of the system.



Laboratory Results @ 71°F

Contaminant	Original Concentration	Rejection Rate
TDS	500 mg/L	98.4%
Arsenic (V)	300 ug/L	99.7%
Nitrate	27mg/L	95.3%
Nitrite	3 mg/L	93.5%
Fluoride	8 mg/L	98.7%
Hardness	17.5 gpg	>99.9%
Alkalinity	300 mg/L	99.9%
Calcium	73 mg/L	>99%
Magnesium	28 mg/L	>99%
Chloride	24 mg/L	>99%
Sulfate	37 mg/L	>99%



www.diamondh2o.com
Bulletin: 003ROE-16-01

Diamond H2O® is a long standing member of these fine organizations:

